
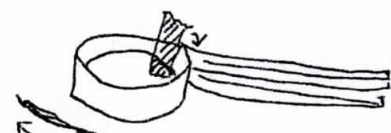

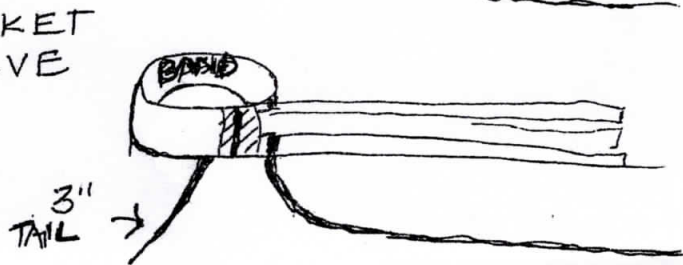
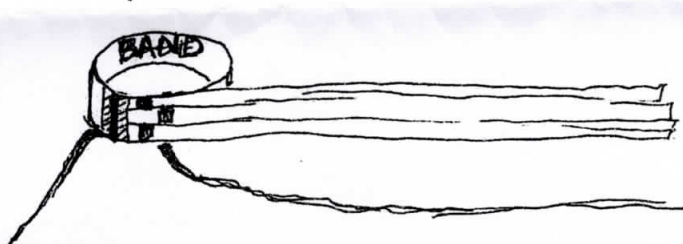




LAUFALA



LAUFALA (STRIPS)

- 1) 
- 2) **SIZE**
W TAPE  TAPE INTO CIRCLE TO FORM BRACELET
- 3) **TIE**
RAFFIA  RAFFIA
- 4) **BASKET**
WEAVE  A) OVER, UNDER, OVER
-  B) UNDER, OVER, UNDER
- 5) **WEAVE AND ALTERNATE UNTIL STRIPS ARE ATTACHED TO BAND**
A) OVER, UNDER, OVER
B) UNDER, OVER, UNDER 

GO THRU MIDDLE
CIRCLE CENTER W/ RAFFIA
EVERY TIME
- 6) ⊗ ATTACH STRIPS TO BAND 
- 7) **USE 3" RAFFIA TAIL TO TIE AND SECURE LAUFALA ON INSIDE OF BRACELET; TRIM EXCESS RAFFIA**
- 8) **TO LENGTHEN RAFFIA TIE AN ADDITIONAL PIECE ON TO THE RAFFIA YOU ARE WEAVING AND USE SQUARE KNOT**
⊗ **SQUARE KNOT: R OVER L; THEN L OVER R** 