

A TO Z

RESTAURANTS

DINING ROOM

For an elegant breakfast, leisurely lunch or unforgettable dinner, the two-tiered Dining Room is your destination for dining on board.

SPECIALTY

Dial 88 for reservations

PINNACLE GRILL

Inspired by America's Pacific Northwest, Pinnacle Grill features responsibly-raised beef from Washington State's Double R Ranch and king salmon from Alaska. \$

CANALETTO

Great food, especially fresh pasta, tastes even better when dining with family and friends. Welcome to Canaletto, an authentic Italian restaurant. \$

RUDI'S SEL DE MER

Master Chef and Culinary Council Chairman Rudi Sodamin presents our intimate French seafood brasserie with flavors inspired by the South of France. \$

CASUAL

No reservations necessary

LIDO MARKET

Themed stations offer a selection of options that you can grab on the go or have made to order – from traditional comfort food to great tastes from around the globe.

DIVE-IN

Enjoy perfectly grilled burgers, great hot dogs, and crispy french fries, all livened up with our delicious secret sauce, right next to the Lido Pool.

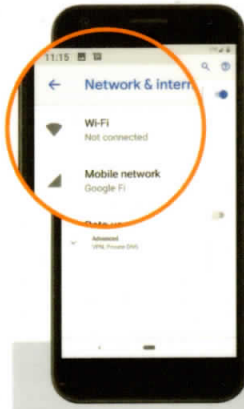
\$ - Charges apply.

GET CONNECTED

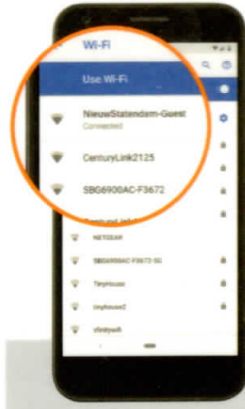
on Android



1 On your home screen, click to open Settings.



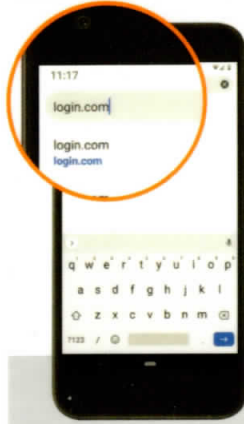
2 Put your phone into Airplane Mode and click on Wi-Fi.



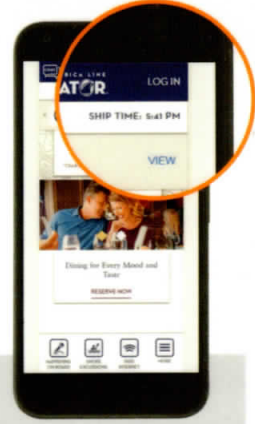
3 Join the ship's Wi-Fi network.



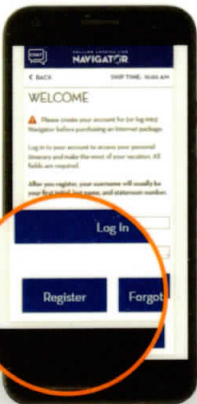
4 Click to open your internet browser.



5 Type in Login.com and click Go.




6 When the Navigator opens*, click Log In.



7 Click Register and follow the registration steps.



8 After successful registration, click Paid Internet at the bottom of the screen. Select one of the plans.



8 After choosing a plan, click Connect to use the internet.

* You can also download the Holland America Line Navigator app from the Google Play Store to get connected.

SERVICES

IMPORTANT NUMBERS

Emergency	9	1	1
Guest Services	9	0	
Greenhouse Spa	9	4	
Wake Up Call	5	8	
In-Room Dining	9	2	
Dining Reservations	8	8	
Shore Excursions	9	6	

DIALING ANOTHER STATEROOM

Dial 0 + stateroom number.

MOBILE PHONE AT SEA

Cellular service is available when the ship is at sea, in international waters. Roaming charges apply, billed by your carrier.

CALLING ASHORE

All calls inbound and outbound from your stateroom telephone, including "Toll Free" numbers, are subject to satellite charges. Contact Guest Services for dialing instructions and current rates.

ALCOHOL

Guests age 21 and over (unless otherwise posted) are welcome to purchase and consume alcoholic beverages. Proper identification is required and guests will be asked to verify their age.

CASINO

Whether you are an experienced gambler or betting for the first time, our casino offers complimentary lessons from our friendly dealers and tournaments for veteran players.

CURRENCY

Use your keycard to conveniently charge items on your cashless cruise. If you do need currency, contact Guest Services.

ATTIRE

On gala evenings in the Dining Room and specialty restaurants, collared shirts and slacks are required for gentlemen. For ladies, dresses, skirts, or slacks are all acceptable.

GREENHOUSE SPA & SALON

Our luxurious day spa features a full service salon, body and facial treatments, a thermal suite including heated ceramic lounges, and treatment rooms facing the sea.

JOGGING

The Lower Promenade Deck is a great place to go for a walk. Our jogging track can be found on the Sports Deck above the Lido Pool.

FITNESS CENTER

Take a class in yoga, Pilates, and more from our professional Fitness Center staff, or enjoy your own workout using the latest cardio and weight machines.

IN-ROOM DINING

In-Room Dining is available 24 hours a day by dialing 92. Menus are available in your stateroom. Selections are included in your cruise fare unless otherwise noted.

LANGUAGE SERVICES

Staff who speak Dutch, Spanish and German are available to assist you. Inquire at Guest Services about the availability of information translated into these languages.

LAUNDRY

We offer laundry, pressing, and shoe shine services. A laundry bag and form are located in your stateroom closet. Please ask your steward for more information.

LUGGAGE

Luggage can be stored under your bed. When you disembark, we'll take your bags ashore for you. Simply attach the luggage tag provided to your bag and place the bags outside of your stateroom the evening before you disembark.

MEDICAL CENTER

In addition to twice daily routine doctor's hours, medical services are available 24 hours a day. Please dial 911 in an emergency.

Port Day

8:00am - 10:00am | 4:30pm - 6:30pm

Sea Day

9:00am - 12:00nn | 3:00pm - 6:00pm

Embarkation/Disembarkation Day

8:00am - 9:00am | 5:00pm - 6:00pm

MINI BAR

Enjoy a selection of bottled water, beer, liquor, and soft drinks in your stateroom's mini bar. Charges apply.

SAFE

Please use the safe in your stateroom for your valuables.

SHOPS

In The Shops, you can find fine jewelry by Sophia Fiori, luxury and designer watches, branded and logo apparel, accessories and souvenirs. A selection of perfume, cosmetics, alcohol and tobacco are also available duty free.

SHORE EXCURSIONS

Our shore excursions enable you to encounter fascinating cultures, places and people in a way that is comfortable, authentic and transformative. They are available in most of our ports.

SMOKING


All staterooms, suites, and verandahs are non-smoking. Guests in violation of our policy will be charged a \$250 per day cleaning fee. E-cigarettes are permitted in staterooms, otherwise only in designated smoking areas. Smoking is only permitted in the Sea View Bar area; on the Sports Deck, outside the Crow's Nest; and in the Casino (designated nights, active players only). Note that outdoor smoking areas may be designated as port or starboard. Please comply with ship signage.

TV

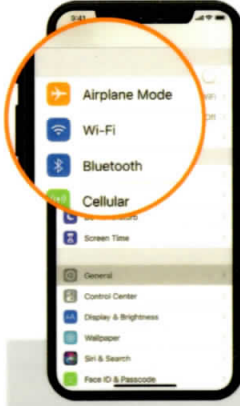
On your stateroom TV, enjoy live television as well as find a variety of movies, television series and specials, shipboard information, and more via satellite, ship's position permitting. You can also select a DVD from our Ship Flicks catalog of over 1,000 DVDs all available for stateroom delivery and viewing.

GET CONNECTED

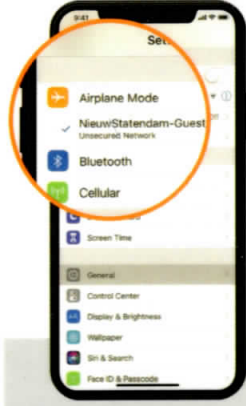
on iPhone



1 On your home screen, click to open Settings.



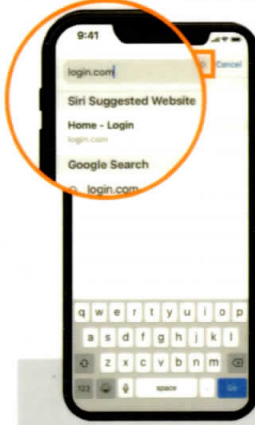
2 Put your phone into Airplane Mode and click on Wi-Fi.



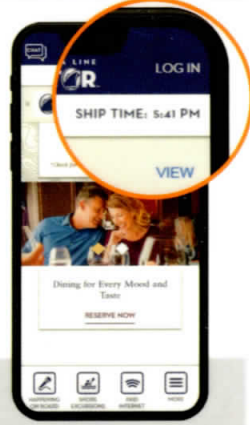
3 Join the ship's Wi-Fi network.



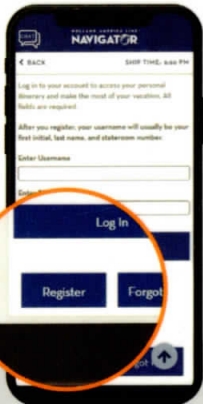
4 Click to open your internet browser.



5 Type in Login.com and click Go.



6 When the Navigator opens*, click Log In.



7 Click Register and follow the registration steps.



8 After successful registration, click Paid Internet at the bottom of the screen. Select one of the plans.



8 After choosing a plan, click Connect to use the internet.

* You can also download the Holland America Line Navigator app from the Apple App Store to get connected.

SAFETY

- Turn the lights on when moving around your stateroom.
- Watch your step when entering the bathroom.
- Always use the bath mat provided and hold on when entering or exiting the bath. The bottoms of bathtubs may be slippery.
- Never stand on chairs or stools.
- Hold on to railings and wear proper, rubber-soled footwear.
- Be careful on staircases.
- Many doors have raised thresholds.
- Keep your hands and feet clear around doors. Hold on to door handles, not the frames.
- Be aware of the dock's edge when walking outside near the gangway.
- Secure loose objects when the ship is moving.
- Do not sit or stand on the ship's railings on open decks, balconies, or by the pool.
- Take a moment to let your eyes adjust when coming inside from outdoors.
- Stateroom, bathroom and automatic doors may open or close suddenly.
- Take care when entering or leaving raised seating areas, particularly in the restaurants, especially when lighting is reduced.
- All scooters, wheelchairs, walkers, and baby strollers should never be left unattended and should be kept inside staterooms, or ask your steward about safekeeping.

HELP THE ENVIRONMENT

- Reuse your towels by leaving them on the rack. If you would like a towel replaced, leave it on the floor.
- Close exterior doors when you are not in your stateroom to reduce energy use.
- Recycle items by placing them in the proper waste containers.
- Never throw anything overboard as it is prohibited by law.
- When the ship is visiting natural environments, do not play music or make loud noises on open decks.
- Never feed wild animals.
- Respect the natural environment and indigenous cultures while on shore excursions.
- Do not deface any natural area with carvings or markings.